

SILAGE RAKES

PIT BULL™
SILAGE RAKES



PITBULLBLADES.COM

A different approach to filling bunkers.

Pitbull Grass Forks and Silage Rakes are versatile tools designed to move large amounts of material across a bunker silo with minimal disruption. The best of two approaches, they work like dozer blades combined with the properties of a bucket allowing operators to not only push material across the bunk but carry it as well.

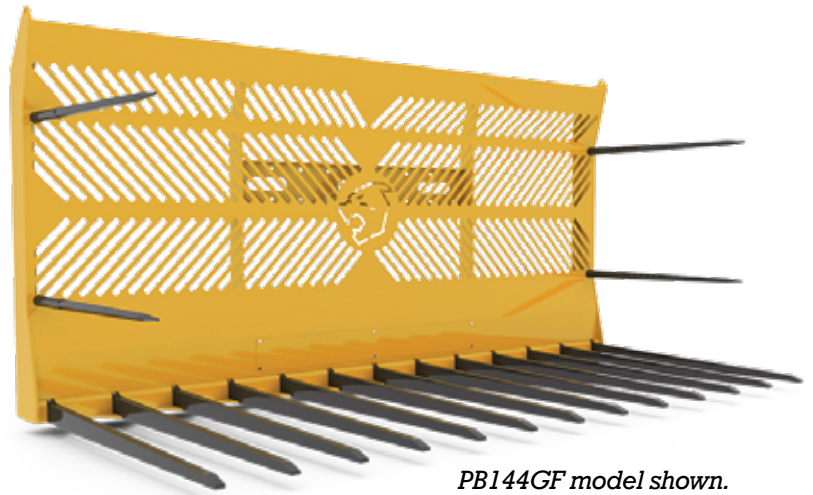


Recommended for:
100-200 HP

Weights: 1,800 to 2,100 lbs.

Grass Fork


Widths 8' / 10' / 12'



PB144GF model shown.


Ideal for loader applications where the dump controls can be utilized to flow material off the tines. This rigid rake is constructed with loader lift capacities in mind ensuring efficient management of each load.

Features




Wear Plates

AR400 wear plates take the brunt of the abrasion when running over the ground.



Tines

Easily pick up and manage material placement and are built to last with AR450 steel.



Bale Spears

Mounted inside the frame to reduce scraping the bunker walls all while helping you carry a large load.

Bolt On Lugging

For maximum compatibility almost any lugging can be easily fitted to a Pitbull Grass Fork or Silage Rake.



69"

Grass Fork Height

54.75"

Overall Depth
(without lugging)

4 Removable 49" Conus 2 Side Spears

**High Strength
Abrasion Resistant Tines**

Available Configurations

8'
Grass Fork
PB096GF

Weight: 1,800 lbs.

9 Tines
(54.75" long)
Tine spacing 10"

4 Spears
(49" Conus 2)

10'
Grass Fork
PB120GF

Weight: 1,925 lbs.

11 Tines
(54.75" long)
Tine spacing 10"

4 Spears
(49" Conus 2)

12'
Grass Fork
PB144GF

Weight: 2,100 lbs.

13 Tines
(54.75" long)
Tine spacing 10"

4 Spears
(49" Conus 2)

Compatible mounts:

3 Point Hitch

Cat

ALO


Volvo

JCB Q-Fit

JD 660

Silage Rakes

with Push Plate




Push Plate

Ideal for 3PH mounted applications where adjustable pitch is often restricted, the push plate moves material off the tines to ensure efficient flow of material when needed the most.

Features

RL
Series

R
Series



Push Plate Guides

The push plate guides ensure smooth consistent action while the plate is being extended and retracted.



Wear Plates

AR400 wear plates take the brunt of the abrasion when running over the ground.



Push Plate

The large push plate is the heart behind the Pitbull rake. Extend it while loaded and the material drops off the tines onto the pile.



Bale Spears

Mounted inside the frame to reduce scraping the bunker walls all while helping you carry a large load.



Hydraulic

Hydraulic power passes through a 50/50 flow divider to power the two hydraulic cylinders engaging the push plate.



Tines

Easily pick up and manage material placement and are built to last with AR450 steel.



Recommended for:
100-200 HP

Weights: 2,105 to 2,702 lbs.



PB120RL model shown.

Silage Rake with Push Plate RL Series

Widths 8' / 10' / 12'

Ideal for 3PH mounted applications where adjustable pitch is often restricted, the push plate moves material off the tines to ensure efficient flow of material.

The reduced weight of these units are also ideal for loaders with limited lift capacities.

51"

Push Plate
Height

58"

Overall Depth
(without lugging)

4 Removable 49"
Conus 2 Side Spears

2 3x12 Push/Pull
Cylinders

High Flow
Divider for
Even Push Off

High Strength
Abrasion
Resistant Tines

Compatible mounts:

3 Point Hitch

Cat

ALO

Volvo

JCB Q-Fit

JD 660

Available Configurations

8'
Silage Rake
PB096RL

Weight: 2,105 lbs.

9 Tines
(54.75" long)
Tine spacing 10"

4 Spears
(49" Conus 2)

10'
Silage Rake
PB120RL

Weight: 2,404 lbs.

11 Tines
(54.75" long)
Tine spacing 10"

4 Spears
(49" Conus 2)

12'
Silage Rake
PB144RL

Weight: 2,702 lbs.

13 Tines
(54.75" long)
Tine spacing 10"

4 Spears
(49" Conus 2)



Recommended for:
150-350 HP

Weights: 2,739 to 3,467 lbs.



PB096R
model shown.

Pitbull Rake with Push Plate R Series

Widths 8' / 10' / 12'

The R Series shares key features with the smaller RL Series, including the large push plate, high-visibility design, and durable AR450 steel tines. However, the R Series is engineered to handle increased capacities, making full use of the horsepower available from larger tractors.

69"

Push Plate
Height

63.25"

Overall Depth
(without lugging)

8 Removable 49"
Conus 2 Side Spears

2 3x12 Push/Pull
Cylinders

High Flow
Divider for
Even Push Off

High Strength
Abrasion
Resistant Tines

Available Configurations

8'
**Silage
Rake**
PB096R

Weight: 2,739 lbs.

9 Tines
(54.75" long)
Tine spacing 10"

8 Spears
(49" Conus 2)

10'
**Silage
Rake**
PB120R

Weight: 3,103 lbs.

11 Tines
(54.75" long)
Tine spacing 10"

8 Spears
(49" Conus 2)

12'
**Silage
Rake**
PB144R

Weight: 3,467 lbs.

13 Tines
(54.75" long)
Tine spacing 10"

8 Spears
(49" Conus 2)

Compatible mounts:

3 Point Hitch

Cat

ALO

Volvo

JCB Q-Fit

JD 660



Grass Fork (100-200HP)

Model	PB096GF	PB120GF	PB144GF
Width	96"	120"	144"
Height	69"	69"	69"
Depth*	54.75"	54.75"	54.75"
Number of Tines	9	11	13
Tine Spacing	10"	10"	10"
Tine Dimensions	3.25" x 54.75" Tapered		
Spears Dimensions	49" Conus (x4)		
Weight (lbs.)	1,800	1,925	2,100

RL Series Silage Rake (100-200HP)

Model	PB096RL	PB120RL	PB144RL
Width	96"	120"	144"
Height	51"	51"	51"
Depth*	58"	58"	58"
Number of Tines	9	11	13
Tine Spacing	10"	10"	10"
Tine Dimensions	3.25" x 54.75" Tapered		
Spears Dimensions	49" Conus (x4)		
Weight (lbs.)	2,105	2,404	2,702

R Series Silage Rake (150-350HP)

Model	PB096R	PB120R	PB144R
Width	96"	120"	144"
Height	69"	69"	69"
Depth*	63.25"	63.25"	63.25"
Number of Tines	9	11	13
Tine Spacing	10"	10"	10"
Tine Dimensions	3.25" x 54.75" Tapered		
Spears Dimensions	49" Conus (x8)		
Weight (lbs.)	2,739	3,103	3,467



Pitbull warrants to the original purchaser all products to be free from defects in material and workmanship for a period of two (2) years from the date of purchase.

Produced by Tube-Line Manufacturing Ltd.

CONNECT ON Social Media




Tubeline Manufacturing Ltd.

6455 Reid Woods Drive RR#4
Elmira, ON, Canada, N3B 2Z3

Tel. (519) 669-9488
Fax: (519) 669-5808
Toll Free: (888) 856-6613
sales@tubeline.ca
www.pitbullblades.com

Grass Fork

PB144GF model shown.



Silage Rake with Push Plate

PB120RL model shown.




Dozer Blades Front Wheel Assist

12' model shown with options.



Dozer Blades Four Wheel Drive

16' model shown with options.



Authorized Dealer